



# The NEW **Galaxy** range from **Wine Walls Direct**

Combining Italian  
design with quality  
and value



winewalls  
*direct*

By

**green**  
cooling

# GALAXY



Galaxy represents the NEW MODULAR way to configure a contemporary bespoke wine display to suit your own application, mix and match this high quality range to create a unique front of house feature.

Discerning customers rate the front of house environment above both reputation and value, so why not allow Galaxy to create a striking statement wine display that adds to the restaurant ambience with the potential to increase wine sales.

Galaxy is available in a wide range of finishes, configurations and sizes, you select and design the system to meet your requirements.

Bottles can be accessed from either side of the Galaxy Module allowing you to create a fantastic wine island feature and fully flexible zonal temperature control means that presenting Champagne next to Chianti is now a cost effective reality.







Wine

# GALAXY

## Total freedom of arrangement

Each module is offered either “plain”, to be integrated in existing furnishings, or “dressed”, with a wide range of serial and custom-made finishes that can suit any ambiance. If the space furniture changes, all it needs is changing the dress.

\* Available also in Wall version

\*\* Available also in Island version



**800**  
SINGLE SIDE\*\*

**1200**  
DOUBLE SIDE\*

**1600**  
SINGLE SIDE\*\*



## Colour options

Brushed Aluminium Grey

Semi-Glossy Black

Semi-Glossy White

The unit's door frames are made of silver anodized aluminium.







### Modular system

All the system elements are sized according to a modularity criterion so that it is possible to create an infinite number of configurations for any kind of space and displaying/conservation need: they can be mono and bi-facial, have one or differentiated temperatures and have on board or remote refrigeration.



**2000**  
DOUBLE SIDE\*



**2000**  
SINGLE SIDE\*\*



**2400**  
DOUBLE SIDE\*

Grey Ash



OPTION  
Special Glass



OPTION - Other Colours



# GALAXY

## A “spatial” system

GALAXY creates space and favours operations: it helps dividing and screening areas, creating different zones inside the same room or even large autonomous spaces, without building walls







winewalls  
*direct*



Wine











winewalls  
*direct*

Wine



## An extremely innovative frame design

Minimalist in style, the frame is constructed to be strong whilst creating the perfect combination of light and shade effects to highlight the displayed products. An elegant, recessed handle provides an excellent grip whilst maintaining the clean lines of the design.



# GALAXY

## Single or Double face

Single (Wall) or double side (Island) exposure for maximum capacity or better visibility of the bottle.  
Each display cabinet can be opened with glass doors either from one side, with a fixed back (blind or glass-topped - Optional), or from both sides.



Fully removable shelves for easy cleaning (dishwasher compatible)







## The shelf system

The shelf system permits great flexibility and adapts to different exhibition displays. Users can choose their preferred composition, favouring either capacity or visibility.

Shelves made in polycarbonate and stainless steel can be positioned at different heights and they can be reclined.





# GALAXY



## More space for contents

A versatile system of easily repositioned shelves and the absence of grilles and cooling devices that protrude into the bottle compartment permit full use of available space, maximise functionality and practicality and ensure easy access to contents.

Integrated LED lighting:  
natural and Amber colour (optional)



Integrated lock and recessed handle  
(right or left-handed).









# GALAXY Neutron



BORDEAUX

## GALAXY NEUTRON

	Shelves	(UP TO)	Code
SINGLE MODULE	10	240	GN1
DOUBLE MODULE	20	480	GN2
TRIPLE MODULE	30	720	GN3
SINGLE SHELF			GA87430005R
DOUBLE SHELF			GA87430008R



NOT TO EXCEED 66 lba

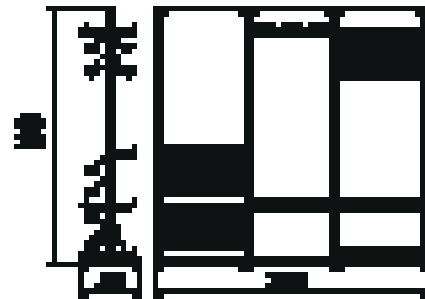
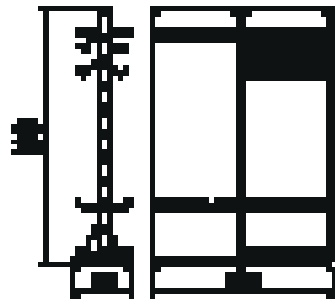
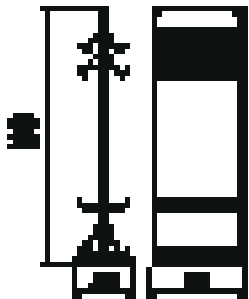




GN1

GN2

GN3





# GALAXY

Individual modules with on-board refrigeration / provision for remote refrigeration



T.A. 30°C - U.R. 55%  
CLIMATE CLASS 4



Door



Evaporation



Shelves

Humidity control



Capacity (Liters)



BORDEAUX

(UP TO)

Code



Remote, without refrigeration, valve included



Remote, with disconnected refrigeration, valve included

No Cover

Other Colours

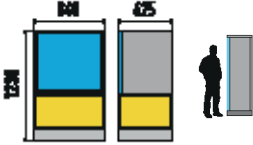
Glass Cover

## H800 Single side



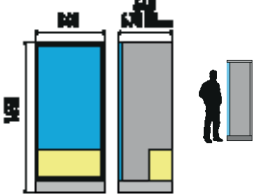
DOOR H800	STATIC	3		181	68	GM1*1S	✓	✓	✓	✓	✓
DOOR H800	FAN ASSISTED	3		181	68	GM1*1V	✓	✓	✓	✓	✓
DOOR H800	FAN ASSISTED	3	•	181	68	GM1*1U	✓	✓	✓	✓	✓

## H1200 Single side



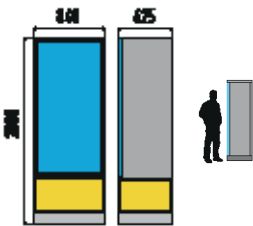
DOOR H800	STATIC	4		228	68	GM2*1S	✓	✓	✓	✓	✓
DOOR H800	FAN ASSISTED	4		228	68	GM2*1V	✓	✓	✓	✓	✓
DOOR H800	FAN ASSISTED	4	•	228	68	GM2*1U	✓	✓	✓	✓	✓

## H1600 Single side



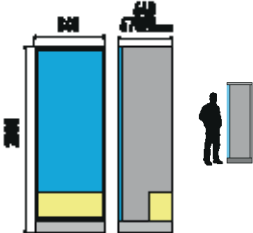
DOOR H1600	STATIC	7		456	167	GM3*1S	✓	✓	✓	✓	✓
DOOR H1600	FAN ASSISTED	7		456	167	GM3*1V	✓	✓	✓	✓	✓
DOOR H1600	FAN ASSISTED	7	•	456	167	GM3*1U	✓	✓	✓	✓	✓

## H2000 Single side



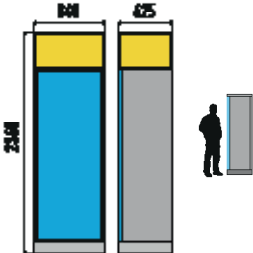
DOOR H1600	STATIC	8		517	192	GM4*1S	✓	✓	✓	✓	✓
DOOR H1600	FAN ASSISTED	8		517	192	GM4*1V	✓	✓	✓	✓	✓
DOOR H1600	FAN ASSISTED	8	•	517	192	GM4*1U	✓	✓	✓	✓	✓

## H2000 Monofacciale - Single side



DOOR H2000	STATIC	9		583	215	GM5*1S	✓	✓	✓	✓	✓
DOOR H2000	FAN ASSISTED	9		583	215	GM5*1V	✓	✓	✓	✓	✓
DOOR H2000	FAN ASSISTED	9	•	583	215	GM5*1U	✓	✓	✓	✓	✓

## H2400 Single side



DOOR H2000	STATIC	10		650	240	GM6*1S	✓	✓	✓	✓	✓
DOOR H2000	FAN ASSISTED	10		650	240	GM6*1V	✓	✓	✓	✓	✓
DOOR H2000	FAN ASSISTED	10	•	650	240	GM6*1U	✓	✓	✓	✓	✓

## OPTIONAL

RELATIVE HUMIDITY DIGITAL CONTROL for the single refrigerated compartment

Code

OPT87001

SPECIAL LAMINATED OPTIONAL COLOURS H800-H1200

OPT87002

SPECIAL LAMINATED OPTIONAL COLOURS H1600

OPT87003

16 SPECIAL LAMINATED OPTIONAL COLOURS H2000-H2400

OPT87004





T.A. 30°C - U.R. 55%  
CLIMATE CLASS 4



Door Evaporation Shelves Humidity control Capacity (Liters) (UP TO) Code



No Cover

Other Colours

Glass Cover

Remote, no refrigeration, valve included

Remote, disconnected refrigeration and valve included

H800 Double side		Door	Evaporation	Shelves	Humidity control	Capacity (Liters)	(UP TO)	Code	Remote, no refrigeration, valve included	Remote, disconnected refrigeration and valve included	No Cover	Other Colours	Glass Cover
	DOOR H800	STATIC		4		228	68	GB1*1S		✓	✓	✓	✓
	DOOR H800	FAN ASSISTED		4		228	68	GB1*1V		✓	✓	✓	✓
	DOOR H800	FAN ASSISTED		4	•	228	68	GB1*1U		✓	✓	✓	✓
H1200 Double side													
	DOOR H800	STATIC		4		228	68	GB2*1S	✓	✓	✓	✓	✓
	DOOR H800	FAN ASSISTED		4		228	68	GB2*1V	✓	✓	✓	✓	✓
	DOOR H800	FAN ASSISTED		4	•	228	68	GB2*1U	✓	✓	✓	✓	✓
H1600 Double side													
	DOOR H1600	STATIC		8		517	192	GB3*1S		✓	✓	✓	✓
	DOOR H1600	FAN ASSISTED		8		517	192	GB3*1V		✓	✓	✓	✓
	DOOR H1600	FAN ASSISTED		8	•	517	192	GB3*1U		✓	✓	✓	✓
H2000 Double side													
	DOOR H1600	STATIC		8		517	192	GB4*1S	✓	✓	✓	✓	✓
	DOOR H1600	FAN ASSISTED		8		517	192	GB4*1V	✓	✓	✓	✓	✓
	DOOR H1600	FAN ASSISTED		8	•	517	192	GB4*1U	✓	✓	✓	✓	✓
H2000 Double side													
	DOOR H2000	STATIC		10		650	240	GB5*1S		✓	✓	✓	✓
	DOOR H2000	FAN ASSISTED		10		650	240	GB5*1V		✓	✓	✓	✓
	DOOR H2000	FAN ASSISTED		10	•	650	240	GB5*1U		✓	✓	✓	✓
H2400 Double side													
	DOOR H2000	STATIC		10		650	240	GB6*1S	✓	✓	✓	✓	✓
	DOOR H2000	FAN ASSISTED		10		650	240	GB6*1V	✓	✓	✓	✓	✓
	DOOR H2000	FAN ASSISTED		10	•	650	240	GB6*1U	✓	✓	✓	✓	✓

NOTE: also available with fixed glass side, without lock

OPTIONAL

Amber LED lighting

Code

OPT87005

NOT FOR RETROFIT

DIMMER

OPT87006

NOT FOR RETROFIT

SINGLE SHELF

GA87430005R

DOUBLE SHELF

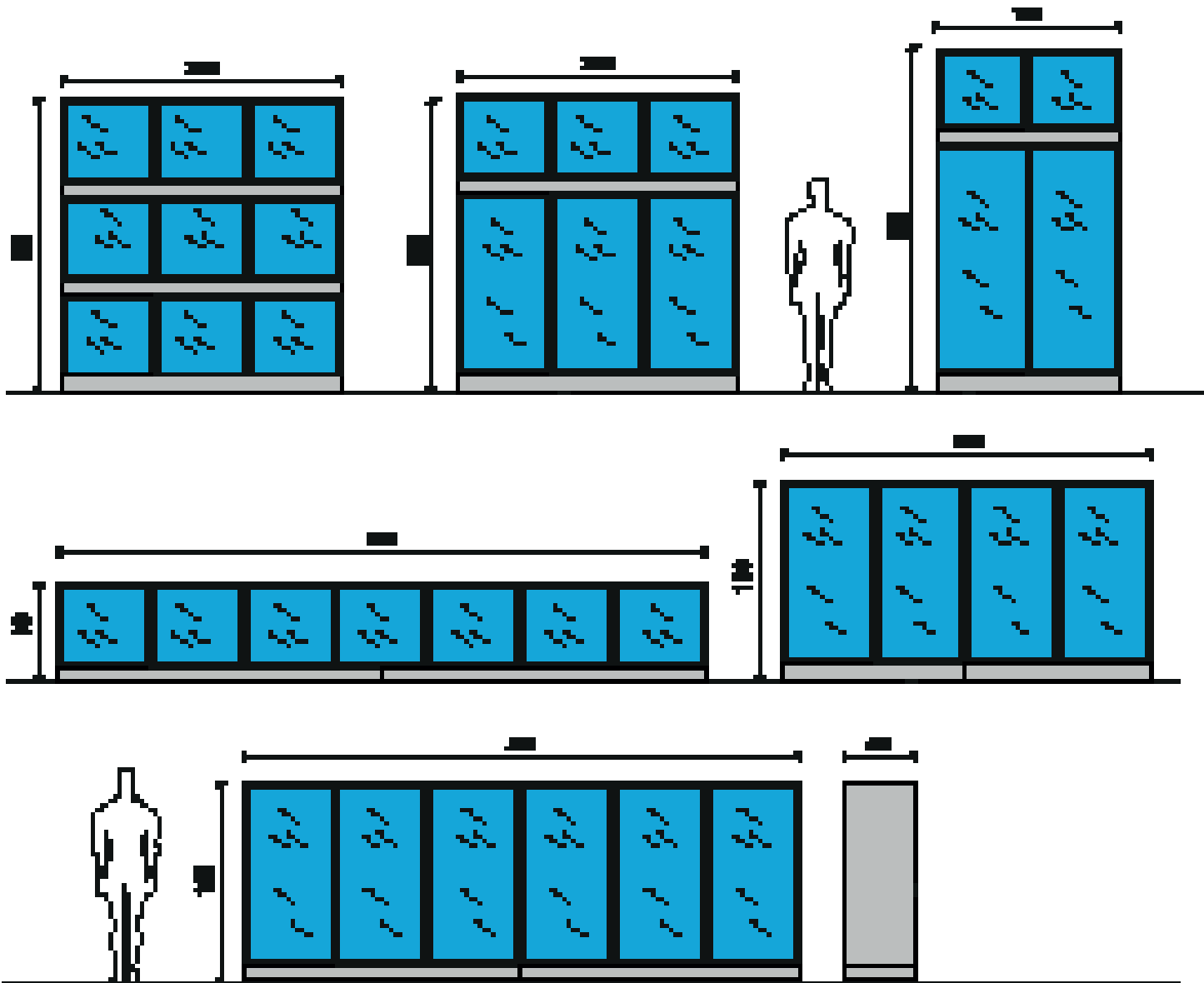
GA87430008R



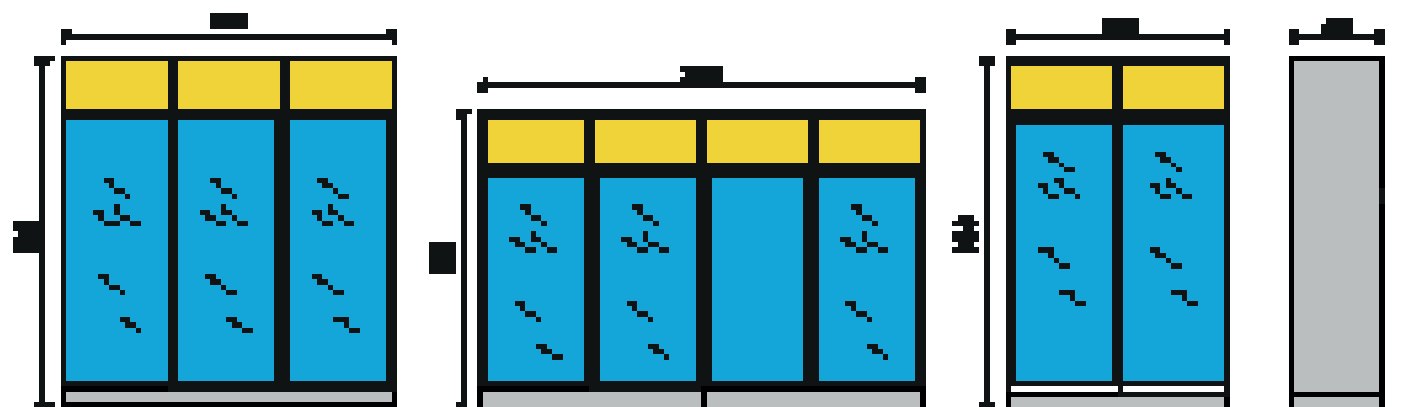
NOT TO EXCEED 66 lb

# GALAXY

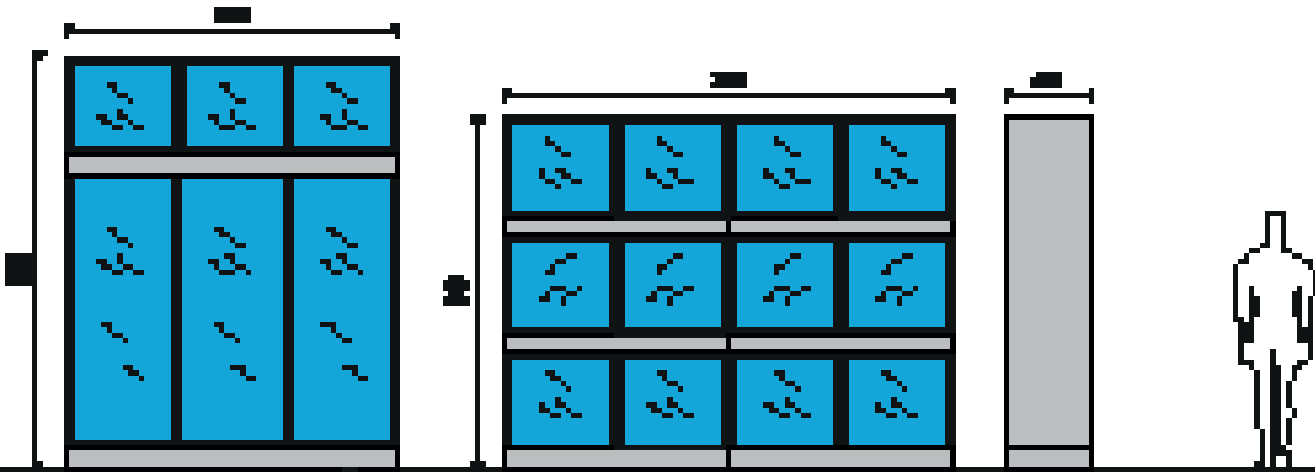
Examples of configurations with remote refrigeration



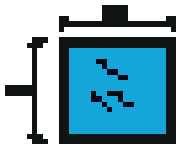
Examples of configurations with refrigeration compartment







## LEGEND



Display compartment



Refrigeration compartment



Base

## Code

<b>GALAXY</b>	<b>M</b> Flat Internal Layout <b>B</b> Flat Internal Layout	<b>1</b> Cabinet H.800 Door H.800	<b>A</b> Self Contained gas R134a	<b>1</b> Handle on Right Side <b>2</b> Handle on Left Side	<b>S</b> Static Evaporation <b>V</b> Fan Assisted Evaporation <b>U</b> Relative Humidity Control	Laminate Colors External Cover
		<b>2</b> Cabinet H.1200 Door H.800	<b>B</b> Self Contained gas R404a			
	<b>3</b> Cabinet H.1600 Door H.1600	<b>C</b> Self Contained gas R290 Static Condensation				
	<b>4</b> Cabinet H.2000 Door H.1600	<b>D</b> Self Contained gas R290 Fan Assisted Condensation	<b>1</b> Handle on Right Side <b>2</b> Handle on Left Side	<b>S</b> Static Evaporation <b>V</b> Fan Assisted Evaporation <b>U</b> Relative Humidity Control	Laminate Colors External Cover	
	<b>5</b> Cabinet H.2000 Door H.2000	<b>E</b> Self Contained gas R600a				
	<b>6</b> Cabinet H.2400 Door H.2000	<b>N</b> Remote gas R134a <b>P</b> Remote gas R404a				

G M 2 A 1 V (Col./Cov.)

e.g. GALAXY SINGLE SIDED H1200 DOOR H800 MOT R134 EVAP VENT 4 SHELVES



## Wine Walls Direct By Green Cooling

3 Trident Business Park  
Amy Johnson Way  
Blackpool, FY4 2RP

01253 685 145  
info@winewallsdirect.co.uk

[www.winewallsdirect.co.uk](http://www.winewallsdirect.co.uk)



winewalls  
*direct*

By

**green**  
cooling